

LEELANAU TOWNSHIP BOARD MEETING  
SATURDAY MARCH 27, 2021  
10:00 A.M.

<https://us02web.zoom.us/j/5264824826?pwd=bWRuOWVtaXhwckJONiIRUjFZdFR>  
CQT09

Meeting ID: 526 482 4826

Passcode: 496700

TENTATIVE AGENDA

- I. CALL TO ORDER
- II. SET AGENDA
- III. SUPERVISOR JOHN SANDERS PRESENTATION "STATE OF THE TOWNSHIP. WHO ARE WE AND WHERE ARE WE GOING"
- IV. PUBLIC COMMENT
- V. REPORTS
  - A. EMS/FIRE – HUGH COOK
- VI. AJOURNMENT



# Leelanau Township Fire Department

100 W. Eighth St  
Northport MI, 49670  
(231) 386-9073

To the Residents of Leelanau Township:

March 28, 2021

We, the Leelanau Township Emergency Services, would like to take this opportunity to thank both the residents of Leelanau Township and the Township Board for their continued support of our Emergency Services Department. This is most important for the department to maintain professional services to our residents. We try to remain fiscally responsible, yet give you the best service for your money. Last August, you helped us pass a mill-age that will insure our services for another four years. It will help us upgrade our front line fire engine, increase our full-time staff, and build additional living space for our full-time crew. This will insure the residents that we will 2 ambulances ready for service at all times. It will also mean we can have an ambulance and a fire truck en route in 3 to 4 minutes from the time you call 911. Thank You again.

**Corona virus (COVID-19)** has made this last year extremely difficult for all of us. We have had to change our life styles to adjust to the pandemic. The Fire Hall has been closed down to the public (except to vote) for the last year and will remain that way at least through the summer. Leelanau Township Emergency Services want to assure you that our focus is the safety of our Fire and EMS teams, our patients, and all our residents in the Township. Your safety is our number one goal.

The Emergency Services Department had a total of 390 runs for the year 2020. This was up 31 runs from 2019. Medical had a total of 265 runs and they responded to many fire runs as well. On the fire side, we responded to 125 runs. We had 5 building fires, 2 chimney fires, 2 grass fires, 7 accidents, 20 downed power lines, 7 water rescues, we responded to trees blocking the roadway 24 times, we were dispatched and cancelled en route 32 times, we also responded to false alarms 8 times.

Please remember that even though the Fire Hall is locked down, if you have an emergency, call 911 or you can go to the front door and ring the doorbell. Our emergency crew will still respond.


Presently, our membership is 26 personnel. 10 full time members and 16 paid on call members. Once again, we **Thank You** for your continued support of Leelanau Township Emergency Services.

Respectfully Submitted,

A handwritten signature in black ink that reads "Hugh Cook". The signature is written in a cursive style with a large, prominent "H" and "C".

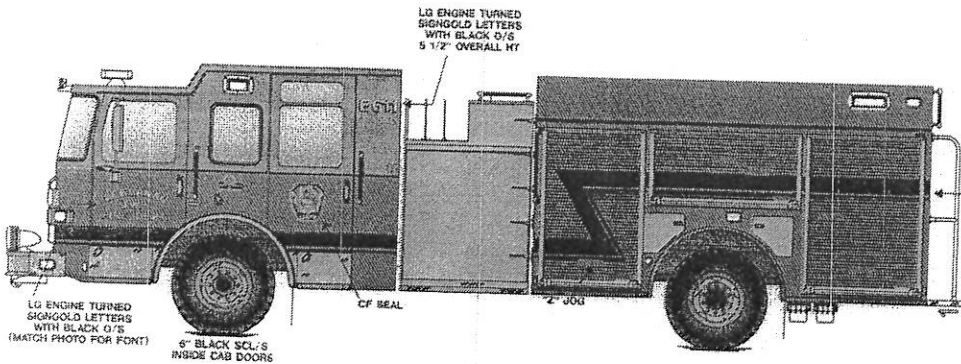
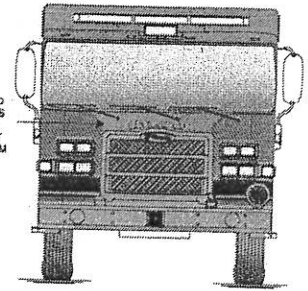
Hugh Cook  
Chief of the Department

# Leelanau Township Emergency Services



8" H x 10" W  
REFLECTIVE LOGO

LG ENGINE TURNED  
SIGNGOLD LETTERS  
WITH BLACK O/S  
3 1/2" OVERALL HT  
ARCHED ON BOTTOM

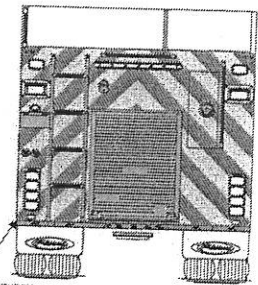


LG ENGINE TURNED  
SIGNGOLD LETTERS  
WITH BLACK O/S  
5 1/2" OVERALL HT

8" H BLACK SCL'S  
WITH 1" LOGO'S

LG ENGINE TURNED  
SIGNGOLD LETTERS  
WITH BLACK O/S  
(MATCH PHOTO FOR FRONT)

6" BLACK SCL'S  
INSIDE CAB DOORS



DIAMOND GRADE CHEVRON  
6" RED  
6" FL. YELLOW-GREEN 983-23

**THIS IS FOR GRAPHICS REFERENCE ONLY**  
(THIS IS NOT TO BE USED FOR ANY TYPE OF PAINT APPROVAL INFORMATION)

<b>CUSTOMER APPROVAL</b>	
APPROVED BY:	
DATE:	

**JOB 35815**  
**LEELANAU TWP., MI**  
REVISION #1, DATED: 12/14/20

## 2021 Annual Report



# Leelanau Township Fire Department

100 W. Eighth St  
Northport MI, 49670  
(231) 386-9073

To the Residents of Leelanau Township:

March 28, 2021

We, the Leelanau Township Emergency Services, would like to take this opportunity to thank both the residents of Leelanau Township and the Township Board for their continued support of our Emergency Services Department. This is most important for the department to maintain professional services to our residents. We try to remain fiscally responsible, yet give you the best service for your money. Last August, you helped us pass a mill-age that will insure our services for another four years. It will help us upgrade our front line fire engine, increase our full-time staff, and build additional living space for our full-time crew. This will insure the residents that we will 2 ambulances ready for service at all times. It will also mean we can have an ambulance and a fire truck en route in 3 to 4 minutes from the time you call 911. Thank You again.

**Corona virus (COVID-19)** has made this last year extremely difficult for all of us. We have had to change our life styles to adjust to the pandemic. The Fire Hall has been closed down to the public (except to vote) for the last year and will remain that way at least through the summer. Leelanau Township Emergency Services want to assure you that our focus is the safety of our Fire and EMS teams, our patients, and all our residents in the Township. Your safety is our number one goal.

The Emergency Services Department had a total of 390 runs for the year 2020. This was up 31 runs from 2019. Medical had a total of 265 runs and they responded to many fire runs as well. On the fire side, we responded to 125 runs. We had 5 building fires, 2 chimney fires, 2 grass fires, 7 accidents, 20 downed power lines, 7 water rescues, we responded to trees blocking the roadway 24 times, we were dispatched and cancelled en route 32 times, we also responded to false alarms 8 times.

Please remember that even though the Fire Hall is locked down, if you have an emergency, call 911 or you can go to the front door and ring the doorbell. Our emergency crew will still respond.

Presently, our membership is 26 personnel. 10 full time members and 16 paid on call members. Once again, we **Thank You** for your continued support of Leelanau Township Emergency Services.

Respectfully Submitted,

A handwritten signature in black ink that reads "Hugh". The signature is written in a cursive style with a large, looping "H" and a trailing flourish.

Hugh Cook  
Chief of the Department




LEELANAU TOWNSHIP FIRE DEPT, NORTHPORT, MICHIGAN 49670  
ATTENDANCE TIME SUMMARY

01/01/2020 through 12/31/2020

Printed: 03/01/2021

Name	Run Points	Run Hrs:Min	Classroom Training Hrs:Min	Practical Training Hrs:Min	Meeting Hrs:Min	Work Detail Hrs:Min	Total Hrs:Min
BAKKER, BENJAMIN A	0	3:00	0:00	0:00	0:00	0:00	3:00
BAKKER, LINDSAY MARGARET	0	0:00	0:00	9:00	0:00	0:00	9:00
BANDY, MICHAEL R	0	159:30	0:00	17:00	2:00	11:00	189:30
BELL, JIM C.	0	0:00	1:00	0:00	12:30	0:00	13:30
BOOHER, ARIELLE	0	0:00	0:00	0:00	0:00	0:00	0:00
BROWN, ADAM R	0	18:00	1:00	7:00	2:00	0:00	28:00
BURGUARD, PATRICK	0	236:30	0:00	17:00	2:00	11:00	266:30
CALHOUN, JAMES R.	0	104:00	1:00	9:00	6:00	11:00	131:00
COOK, HUGH E JR	0	196:30	3:00	14:00	12:30	19:00	245:00
FRANK, ANDREW J	0	165:30	0:00	17:00	2:00	6:00	190:30
FREDRICKSON, GARY ROBERT	0	5:30	1:00	5:00	8:00	9:00	28:30
GOODEN, NATHANIEL LEE	0	0:00	1:00	0:00	2:00	0:00	3:00
HALLETT, ERIC ANTHONY	0	16:00	1:00	10:00	10:30	8:00	45:30
HARMES, KEVIN JAMES	0	177:30	0:00	13:00	2:00	6:00	198:30
HUBER, AARON R	0	194:30	1:00	18:30	6:00	11:00	231:00
HUCK, AUSTIN R	0	34:00	1:00	10:00	0:00	0:00	45:00
HUCK, RICHARD TODD	0	107:00	1:00	13:30	10:30	9:00	141:00
JOHNSON, TISHA MARIE	0	140:00	1:00	13:00	2:00	6:00	162:00
KORSON, CALVIN JAMES	0	21:30	0:00	5:00	0:00	0:00	26:30
LEIGHTON, GARY	0	11:00	12:00	14:00	4:00	0:00	41:00
RUTH, JACOB RONALD	0	16:30	0:00	0:00	0:00	0:00	16:30
RUTILA, JOSH J	0	18:00	0:00	10:00	4:00	3:00	35:00
TOMPKINS, DAVID J	0	12:00	1:00	10:00	6:00	0:00	29:00
VAN PELT, TOM MATHEW	0	15:00	1:00	10:00	10:30	0:00	36:30
WATSON, STEPHEN F	0	221:30	3:00	21:00	8:30	6:00	260:00
ZITER, ADAM J	0	160:00	0:00	8:30	4:30	6:00	179:00
<b>Totals:</b>	0	2033:00	30:00	251:30	117:30	122:00	2554:00





LEELANAU TOWNSHIP FIRE DEPT, NORTHPORT, MICHIGAN 49670  
 Incident Response Summary for 01/01/2020 through 12/31/2020

Printed: 03/01/2021

NAME	SCENE	STATION	OTHER	TOTAL	% OF RUNS	HRS:MIN	Total SCBA
BAKKER, BENJAMIN A	3	0	0	3	0.77	3:00	0
BAKKER, LINDSAY MARGARET	0	0	0	0	0.00	0:00	0
BANDY, MICHAEL R	115	4	0	119	30.51	159:30	0
BELL, JIM C.	0	0	0	0	0.00	0:00	0
BOOHER, ARIELLE	0	0	0	0	0.00	0:00	0
BROWN, ADAM R	14	0	1	15	3.85	18:00	0
BURGUARD, PATRICK	164	5	0	169	43.33	236:30	0
CALHOUN, JAMES R.	81	6	1	88	22.56	104:00	0
COOK, HUGH E JR	144	10	6	160	41.03	196:30	0
FRANK, ANDREW J	119	2	0	121	31.03	165:30	0
FREDRICKSON, GARY ROBERT	3	1	1	5	1.28	5:30	0
GOODEN, NATHANIEL LEE	0	0	0	0	0.00	0:00	0
HALLETT, ERIC ANTHONY	10	2	3	15	3.85	16:00	0
HARMES, KEVIN JAMES	134	2	2	138	35.38	177:30	0
HUBER, AARON R	150	2	0	152	38.97	194:30	0
HUCK, AUSTIN R	19	2	1	22	5.64	34:00	0
HUCK, RICHARD TODD	64	13	4	81	20.77	107:00	0
JOHNSON, TISHA MARIE	107	6	0	113	28.97	140:00	0
KORSON, CALVIN JAMES	16	0	0	16	4.10	21:30	0
LEIGHTON, GARY	7	0	0	7	1.79	11:00	0
RUTH, JACOB RONALD	11	0	0	11	2.82	16:30	0
RUTILA, JOSH J	17	1	0	18	4.62	18:00	0
TOMPKINS, DAVID J	11	0	0	11	2.82	12:00	0
VAN PELT, TOM MATHEW	10	1	1	12	3.08	15:00	0
WATSON, STEPHEN F	152	8	0	160	41.03	221:30	0
ZITER, ADAM J	119	1	0	120	30.77	160:00	0
<b>Totals:</b>	1470	66	20	1556		2033:00	0

Total Incidents for Calculation of Percent of Runs were 390 excluding 0 exposures.

RESPONSES BY SHIFT				
0	1	2	3	4
1556	0	0	0	0



## LEELANAU TOWNSHIP FIRE DEPT, NORTHPORT, MICHIGAN 49670

Responses by Apparatus  
01/01/2020 through 12/31/2020

Printed: 03/01/2021

Name	Apparatus	No. Times on Apparatus
BAKKER, BENJAMIN A	POV Privately Owned Vehicle	3
BANDY, MICHAEL R	612 PUMPER 2	15
	641 BRUSH TRUCK	4
	691 AMBULANCE	31
	692 AMBULANCE	66
	POV Privately Owned Vehicle	2
	STNBY Standby	1
BENNETT, MATTHEW STEVEN	692 AMBULANCE	3
BROWN, ADAM R	611 PUMPER 1	2
	641 BRUSH TRUCK	1
	672 25' FIREBOAT	1
	POV Privately Owned Vehicle	11
BURGUARD, PATRICK	641 BRUSH TRUCK	3
	691 AMBULANCE	29
	692 AMBULANCE	130
	POV Privately Owned Vehicle	6
	STNBY Standby	1
CALHOUN, JAMES R.	612 PUMPER 2	4
	621 TANKER 1	3
	622 TANKER 2	13
	641 BRUSH TRUCK	21
	682 PORTABLE HYDRANT	8
	691 AMBULANCE	1
	POV Privately Owned Vehicle	38
COOK, HUGH E	641 BRUSH TRUCK	2
	691 AMBULANCE	5
	692 AMBULANCE	4
	OTHER Other Apparatus	1
	POV Privately Owned Vehicle	146
	STNBY Standby	2
FRANK, ANDREW J	611 PUMPER 1	1
	612 PUMPER 2	16
	641 BRUSH TRUCK	7
	672 25' FIREBOAT	1
	691 AMBULANCE	22
	692 AMBULANCE	73
	POV Privately Owned Vehicle	1
FREDRICKSON, GARY ROBERT	692 AMBULANCE	1
	POV Privately Owned Vehicle	4
HALLETT, ERIC ANTHONY	641 BRUSH TRUCK	1

Name	Apparatus	No. Times on Apparatus	
HALLETT, ERIC ANTHONY	672 25' FIREBOAT	1	
	692 AMBULANCE	1	
	POV Privately Owned Vehicle	12	
HARMES, KEVIN JAMES	611 PUMPER 1	2	
	612 PUMPER 2	17	
	621 TANKER 1	1	
	641 BRUSH TRUCK	11	
	691 AMBULANCE	47	
	692 AMBULANCE	57	
	OTHER Other Apparatus	2	
	POV Privately Owned Vehicle	1	
HUBER, AARON R	612 PUMPER 2	25	
	621 TANKER 1	1	
	641 BRUSH TRUCK	11	
	691 AMBULANCE	53	
	692 AMBULANCE	60	
	POV Privately Owned Vehicle	2	
HUCK, AUSTIN R	612 PUMPER 2	1	
	622 TANKER 2	2	
	641 BRUSH TRUCK	4	
	682 PORTABLE HYDRANT	3	
	692 AMBULANCE	1	
	POV Privately Owned Vehicle	11	
HUCK, RICHARD TODD	611 PUMPER 1	2	
	612 PUMPER 2	7	
	621 TANKER 1	1	
	622 TANKER 2	7	
	641 BRUSH TRUCK	9	
	672 25' FIREBOAT	6	
	682 PORTABLE HYDRANT	3	
	691 AMBULANCE	2	
	692 AMBULANCE	1	
	OTHER Other Apparatus	1	
	POV Privately Owned Vehicle	42	
	JOHNSON, TISHA MARIE	612 PUMPER 2	8
		641 BRUSH TRUCK	1
691 AMBULANCE		30	
692 AMBULANCE		72	
POV Privately Owned Vehicle		2	
KORSON, CALVIN JAMES	612 PUMPER 2	1	
	614 OMENA PUMPER	1	
	621 TANKER 1	1	
	672 25' FIREBOAT	1	
	POV Privately Owned Vehicle	12	

Name	Apparatus	No. Times on Apparatus
LEIGHTON, GARY	691 AMBULANCE	2
	692 AMBULANCE	3
	POV Privately Owned Vehicle	2
RUTH, JACOB RONALD	612 PUMPER 2	1
	691 AMBULANCE	4
	692 AMBULANCE	6
RUTILA, JOSH J	611 PUMPER 1	3
	612 PUMPER 2	1
	621 TANKER 1	1
	622 TANKER 2	2
	641 BRUSH TRUCK	3
	672 25' FIREBOAT	1
	682 PORTABLE HYDRANT	1
	POV Privately Owned Vehicle	6
	682 PORTABLE HYDRANT	1
TOMPKINS, DAVID J	POV Privately Owned Vehicle	10
	621 TANKER 1	1
VAN PELT, TOM MATHEW	POV Privately Owned Vehicle	11
	612 PUMPER 2	21
WATSON, STEPHEN F	641 BRUSH TRUCK	4
	691 AMBULANCE	29
	692 AMBULANCE	102
	POV Privately Owned Vehicle	3
	STNBY Standby	1
	612 PUMPER 2	10
ZITER, ADAM J	641 BRUSH TRUCK	8
	672 25' FIREBOAT	5
	691 AMBULANCE	32
	692 AMBULANCE	64
	STNBY Standby	1



## LEELANAU TOWNSHIP FIRE DEPT, NORTHPORT, MICHIGAN 49670

## Tabulation of Runs by Hour and Day

01/01/2020 through 12/31/2020

Printed: 03/01/2021

TIME	Sun	Mon	Tue	Wed	Thu	Fri	Sat	Total
0000-0059	2	2	0	1	0	2	2	9
0100-0159	3	1	1	1	1	2	3	12
0200-0259	2	0	1	2	1	0	1	7
0300-0359	2	1	0	0	1	0	0	4
0400-0459	2	1	1	3	0	1	1	9
0500-0559	1	1	1	0	0	1	1	5
0600-0659	0	1	2	0	1	1	1	6
0700-0759	1	2	3	2	1	1	1	11
0800-0859	2	3	0	6	4	2	1	18
0900-0959	3	3	4	6	2	5	5	28
1000-1059	5	6	3	5	5	5	1	30
1100-1159	1	6	2	2	6	3	0	20
1200-1259	5	3	3	3	4	0	4	22
1300-1359	4	3	4	4	1	4	2	22
1400-1459	4	3	4	6	3	5	1	26
1500-1559	1	1	5	6	5	1	2	21
1600-1659	4	4	3	2	2	6	5	26
1700-1759	2	2	4	2	4	1	6	21
1800-1859	10	2	5	0	1	5	2	25
1900-1959	3	0	2	3	3	3	2	16
2000-2059	2	5	4	1	2	4	3	21
2100-2159	0	3	2	1	5	2	2	15
2200-2259	1	4	1	1	2	1	1	11
2300-2359	0	1	1	0	1	1	1	5
Totals:	60	58	56	57	55	56	48	390

Does not include exposures.





LEELANAU TOWNSHIP FIRE DEPT, NORTHPORT, MICHIGAN 49670

Basic/Fire Data Standard Report  
For the Year of 2020

Printed: 03/01/2021

Field	Number	% of Total
<b>From NFIRS - 1</b>		
<b>Incident Type - C1</b>		
<b>Fire</b>		
<i>Fire, other</i>		
100 Fire, other . . . . .	1	0.26%
<i>Structure Fire</i>		
111 Building fire . . . . .	5	1.30%
114 Chimney or flue fire, confined to chimney or flue . . . . .	2	0.51%
<i>Natural vegetation fire</i>		
143 Grass fire . . . . .	2	0.51%
<b>Overpressure Rupture, Explosion, Overheat (no fire)</b>		
<i>Explosion (no fire)</i>		
242 Blasting agent explosion (no fire) . . . . .	1	0.26%
<b>Rescue &amp; Emergency Medical Service Incident</b>		
<i>Rescue, emergency medical call (EMS), other</i>		
300 Rescue, EMS incident, other . . . . .	1	0.26%
<i>Emergency medical service (EMS) Incident</i>		
320 Emergency medical service, other . . . . .	2	0.51%
321 EMS call, excluding vehicle accident with injury . . . . .	265	68.00%
322 Motor vehicle accident with injuries . . . . .	2	0.51%
324 Motor vehicle accident with no injuries . . . . .	5	1.30%
<i>Search for lost person</i>		
341 Search for person on land . . . . .	1	0.26%
342 Search for person in water . . . . .	3	0.77%
<b>Hazardous Condition (No fire)</b>		
<i>Combustible/flammable spills &amp; leaks</i>		
412 Gas leak (natural gas or LPG) . . . . .	1	0.26%
<i>Electrical wiring/equipment problem</i>		
440 Electrical wiring/equipment problem, other . . . . .	4	1.00%
441 Heat from short circuit (wiring), defective/worn . . . . .	1	0.26%
444 Power line down . . . . .	15	3.80%
<b>Service Call</b>		
<i>Public service assistance</i>		
550 Public service assistance, other . . . . .	2	0.51%
551 Assist police or other governmental agency . . . . .	24	6.20%
<i>Unauthorized burning</i>		
561 Unauthorized burning . . . . .	1	0.26%
<i>Cover assignment, standby at fire station, move-up</i>		
571 Cover assignment, standby, moveup . . . . .	1	0.26%
<b>Good Intent Call</b>		
<i>Dispatched and canceled en route</i>		
611 Dispatched & canceled en route . . . . .	32	8.20%
<i>Wrong location, no emergency found</i>		
622 No incident found on arrival at dispatch address . . . . .	6	1.50%

Field	Number	% of Total
<b>From NFIRS - 1</b>		
<b>Good Intent Call</b>		
<i>Controlled burning</i>		
631 Authorized controlled burning . . . . .	4	1.00%
<i>Steam, other gas mistaken for smoke</i>		
651 Smoke scare, odor of smoke . . . . .	1	0.26%
<b>False Alarm &amp; False Call</b>		
<i>System or detector malfunction</i>		
733 Smoke detector activation due to malfunction . . . . .	5	1.30%
735 Alarm system sounded due to malfunction . . . . .	1	0.26%
<i>Unintentional system/detector operation (no fire)</i>		
743 Smoke detector activation, no fire - unintentional . . . . .	2	0.51%
Total:	390	
<b>Primary Action Taken - F1</b>		
<b>Fire Control or Extinguishment</b>		
11 Extinguishment by fire service personnel . . . . .	6	1.50%
<b>Search &amp; Rescue</b>		
20 Search & rescue, other . . . . .	1	0.26%
21 Search . . . . .	4	1.00%
24 Recover body . . . . .	1	0.26%
<b>EMS &amp; Transport</b>		
30 Emergency medical services, other . . . . .	109	28.00%
31 Provide first aid & check for injuries . . . . .	7	1.80%
32 Provide basic life support (BLS) . . . . .	28	7.20%
33 Provide advanced life support (ALS) . . . . .	124	32.00%
<b>Hazardous Condition</b>		
45 Remove hazard . . . . .	20	5.10%
<b>Fires, Rescues &amp; Hazardous Conditions</b>		
55 Establish safe area . . . . .	14	3.60%
<b>Assistance</b>		
70 Assistance, other . . . . .	5	1.30%
71 Assist physically disabled . . . . .	1	0.26%
73 Provide manpower . . . . .	2	0.51%
78 Control traffic . . . . .	3	0.77%
<b>Information, Investigation &amp; Enforcement</b>		
86 Investigate . . . . .	27	6.90%
87 Investigate fire out on arrival . . . . .	3	0.77%
<b>Fill-in, Standby</b>		
92 Standby . . . . .	3	0.77%
93 Cancelled en route . . . . .	32	8.20%
Total:	390	
<b>Additional Action Taken - F2</b>		
<b>EMS &amp; Transport</b>		
30 Emergency medical services, other . . . . .	1	13.00%
<b>Assistance</b>		
78 Control traffic . . . . .	7	88.00%
Total:	8	

Field	Number	% of Total
<b>From NFIRS - 1</b>		
<b>Additional Action Taken - F3</b>		
<b>Search &amp; Rescue</b>		
24 Recover body . . . . .	1	100.00%
Total:	1	
<b>Mixed Use Property - I</b>		
NN Not mixed use . . . . .	390	100.00%
Total:	390	
<b>Property Use - J</b>		
<b>Assembly</b>		
114 Ice rink: indoor, outdoor . . . . .	1	0.26%
131 Church, mosque, synagogue, temple, chapel . . . . .	1	0.26%
<b>Health Care, Detention &amp; Correction</b>		
311 24-hour care Nursing homes, 4 or more persons . . . . .	34	8.70%
<b>Residential</b>		
419 1 or 2 family dwelling . . . . .	243	62.00%
429 Multifamily dwelling . . . . .	1	0.26%
<b>Mercantile, Business</b>		
571 Service station, gas station . . . . .	1	0.26%
<b>Industrial, Utility, Defense, Agriculture, Mining</b>		
655 Crops or orchard . . . . .	1	0.26%
669 Forest, timberland, woodland . . . . .	1	0.26%
<b>Storage</b>		
808 Outbuilding or shed . . . . .	1	0.26%
819 Livestock, poultry storage . . . . .	1	0.26%
888 Fire station . . . . .	3	0.77%
<b>Outside or Special Property</b>		
931 Open land or field . . . . .	9	2.30%
937 Beach . . . . .	1	0.26%
946 Lake, river, stream . . . . .	5	1.30%
960 Street, other . . . . .	1	0.26%
961 Highway or divided highway . . . . .	10	2.60%
962 Residential street, road or residential driveway . . . . .	41	11.00%
963 Street or road in commercial area . . . . .	1	0.26%
965 Vehicle parking area . . . . .	3	0.77%
<b>None</b>		
NNN None . . . . .	31	7.90%
Total:	390	
<b>Detector - H2</b>		
1 Detector alerted occupants . . . . .	2	67.00%
2 Detector did not alert occupants . . . . .	1	33.00%
Total:	3	
<b>From NFIRS - 2</b>		
<b>Area of Fire Origin - D1</b>		
<b>Means of Egress</b>		
00 Other . . . . .	2	29.00%
<b>Assembly, Sales Areas (Groups of People)</b>		
14 Common room, den, family room, living room, lounge . . . . .	2	29.00%

Field	Number	% of Total
<b>From NFIRS - 2</b>		
<b>Function Areas</b>		
21 Bedroom - < 5 persons; included are jail or prison . . . . .	1	14.00%
<b>Other Area of Origin</b>		
94 Open area - outside; included are farmland, field . . . . .	2	29.00%
Total:	7	
<b>HeatSource - D2</b>		
<b>Heat source: other</b>		
00 Heat source: other . . . . .	2	29.00%
<b>Operating Equipment</b>		
13 Electrical arcing . . . . .	2	29.00%
<b>Hot or Smoldering Object</b>		
43 Hot ember or ash . . . . .	3	43.00%
Total:	7	
<b>Item First Ignited - D3</b>		
<b>Item First Ignited, Other</b>		
00 Item First Ignited, Other . . . . .	2	29.00%
<b>Structural Component, Finish</b>		
16 Interior ceiling covering or finish . . . . .	1	14.00%
<b>Furniture, Utensils, including built-in furniture</b>		
21 Upholstered sofa, chair, vehicle seats . . . . .	1	14.00%
<b>Organic Materials</b>		
72 Light vegetation - not crop, including grass . . . . .	2	29.00%
<b>General Materials</b>		
81 Electrical wire, cable insulation . . . . .	1	14.00%
Total:	7	
<b>Type of Material First Ignited - D4</b>		
<b>Natural Product</b>		
50 Natural product, other . . . . .	1	25.00%
<b>Wood or Paper - Processed</b>		
63 Sawn wood, including all finished lumber . . . . .	2	50.00%
<b>Fabric, Textiles, Fur</b>		
70 Fabric, textile, fur, other . . . . .	1	25.00%
Total:	4	
<b>Cause of Ignition - E1</b>		
2 Unintentional . . . . .	7	100.00%
Total:	7	
<b>Equipment Involved in Ignition - F1</b>		
<b>Equipment Involved in Ignition, Other</b>		
000 Other equipment involved in ignition . . . . .	1	14.00%
<b>Electrical Distribution, Lighting &amp; Power Transfer</b>		
210 Electrical wiring, other . . . . .	1	14.00%
<b>None</b>		
NNN None . . . . .	5	71.00%
Total:	7	

From NFIRS - 3

Field	Number	% of Total
<b>From NFIRS - 3</b>		
<b>Presence of Detectors - L1</b>		
1 Present	3	75.00%
N Not present	1	25.00%
Total:	4	
<b>Detector Type - L2</b>		
1 Smoke	3	100.00%
Total:	3	
<b>Detector Power Supply - L3</b>		
1 Battery only	1	33.00%
2 Hardwire only	1	33.00%
4 Hardwire with battery	1	33.00%
Total:	3	
<b>Detector Operation - L4</b>		
1 Fire too small to activate detector	1	33.00%
2 Detector operated	1	33.00%
3 Detector failed to operate	1	33.00%
Total:	3	
<b>Detector Effectiveness - L5</b>		
1 Detector alerted occupants, occupants responded	1	100.00%
Total:	1	
<b>Detector Failure Reason - L6</b>		
3 Defective	1	100.00%
Total:	1	
<b>Presence of Automatic Extinguishment System - M1</b>		
N None Present	4	100.00%
Total:	4	

LEELANAU TOWNSHIP FIRE DEPT, NORTHPORT, MICHIGAN 49670

FireTools Summary Standard Report  
For the Year of 2020

Printed: 03/01/2021

<u>Incident Responses</u>		
Number of Incidents Without Exposures . . . . .		390
Number of Exposures . . . . .		0
Number of Incidents by Station . . . . .		383
Number of Incidents by Station 1 . . . . .	1	1
Number of Incidents by Station 2 . . . . .	2	6
Number of Incidents by Shift		
Number of Incidents - Shift 0 . . . . .		390
Number of Alarms . . . . .		390
Number of Alarms by Station . . . . .		383
Number of Alarms by Station 1 . . . . .	1	1
Number of Alarms by Station 2 . . . . .	2	6
Aid Given or Received		
Given . . . . .		8
Received . . . . .		2
Number of Casualties		
Injuries, Fire Service . . . . .		0
Injuries, Civilian . . . . .		0
Fatalities, Fire Service . . . . .		0
Fatalities, Civilian . . . . .		0

Personnel Responses

Personnel Responses - Total . . . . .		1559
Personnel Responses - Station . . . . .		1534
Personnel Responses - Station 1 . . . . .		3
Personnel Responses - Station 2 . . . . .		22
Average Response Time by Station (Minutes) . . . . .		7.09
Average Response Time - Station . . . . .		7.10
Average Response Time - Station 1 . . . . .		11.00
Average Response Time - Station 2 . . . . .		6.00
Average Response Time by Shift (Minutes)		
Average Response Time - Shift 0 . . . . .		7.09
Average Dispatch to Enroute Time by Station (Minutes) . . . . .		0.00
Average Dispatch to Enroute Time - Station . . . . .		0.00
Average Dispatch to Enroute Time - Station 1 . . . . .		0.00
Average Dispatch to Enroute Time - Station 2 . . . . .		0.00



Resources

Average Distance, Station to Scene (Miles)		0
Average Distance, Station to Scene - Station		0
Average Distance, Station to Scene - Station	1	0
Average Distance, Station to Scene - Station	2	0
Gallons of Water Used		650
Gallons of Water Used by Station		650
Gallons of Water Used by Station	1	0
Gallons of Water Used by Station	2	0

Apparatus Used

	<u>Miles</u>	<u>Hrs:Min Times Used</u>
611 PUMPER 1		7
612 PUMPER 2		81
614 OMENA PUMPER		1
621 TANKER 1		7
622 TANKER 2		20
641 BRUSH TRUCK		81
671 FIRE BOAT		0
672 25' FIREBOAT		6
682 PORTABLE HYDRANT		13
691 AMBULANCE		245
692 AMBULANCE		334
OTHER Other Apparatus		4
POV Privately Owned Vehicle		163
STNBY Standby		2

Property and Contents Report

Property Value

Value Range	Number of Incidents
\$0 . . . . .	389
\$1 - \$5,000 . . . . .	1
\$5,001 - \$10,000. . . . .	0
\$10,001 - \$20,000. . . . .	0
\$20,001 - \$50,000. . . . .	0
\$50,001 - \$100,000 . . . . .	0
\$100,001 - \$200,000 . . . . .	0
\$200,001 - \$500,000 . . . . .	0
\$500,001 - \$1,000,000 . . . . .	0
\$1,000,001 - up . . . . .	0

Property Value . . . . \$600

Property Loss

Value Range	Number of Incidents
\$0 . . . . .	389
\$1 - \$5,000 . . . . .	1
\$5,001 - \$10,000. . . . .	0
\$10,001 - \$20,000. . . . .	0
\$20,001 - \$50,000. . . . .	0
\$50,001 - \$100,000 . . . . .	0
\$100,001 - \$200,000 . . . . .	0
\$200,001 - \$500,000 . . . . .	0
\$500,001 - \$1,000,000 . . . . .	0
\$1,000,001 - up . . . . .	0

Property Loss . . . . \$600

Contents Value

Value Range	Number of Incidents
\$0 . . . . .	388
\$1 - \$5,000 . . . . .	2
\$5,001 - \$10,000. . . . .	0
\$10,001 - \$20,000. . . . .	0
\$20,001 - \$50,000. . . . .	0
\$50,001 - \$100,000 . . . . .	0
\$100,001 - \$200,000 . . . . .	0
\$200,001 - \$500,000 . . . . .	0
\$500,001 - \$1,000,000 . . . . .	0
\$1,000,001 - up . . . . .	0

Contents Value . . . . \$1,200

Contents Loss

Value Range	Number of Incidents
\$0 . . . . .	388
\$1 - \$5,000 . . . . .	2
\$5,001 - \$10,000. . . . .	0
\$10,001 - \$20,000. . . . .	0
\$20,001 - \$50,000. . . . .	0
\$50,001 - \$100,000 . . . . .	0
\$100,001 - \$200,000 . . . . .	0
\$200,001 - \$500,000 . . . . .	0
\$500,001 - \$1,000,000 . . . . .	0
\$1,000,001 - up . . . . .	0

Contents Loss . . . . \$1,200